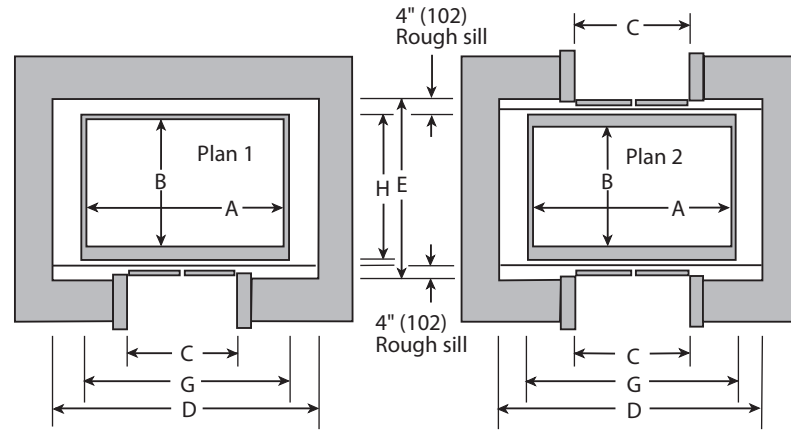
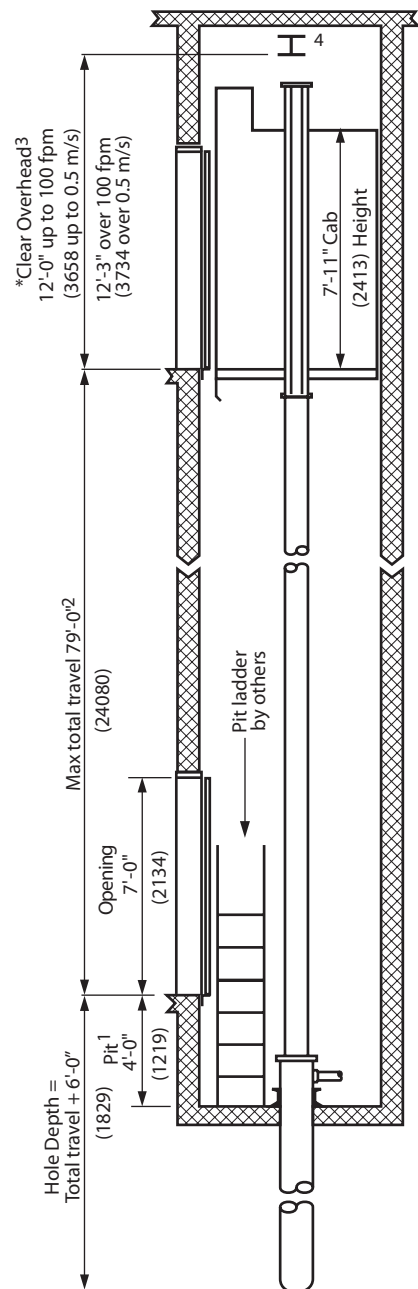
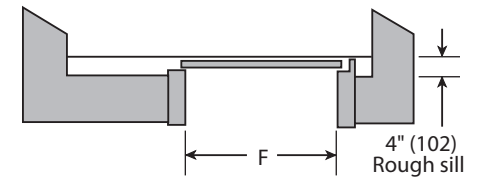


Conventional Jack



Vertical Express is pleased to offer a new 4000 lb capacity model to meet stretcher requirements of the 2009 International Building Code. This model allows a stretcher or wheelchair to be rolled into the elevator, turned 90° and then rolled out.



Right hand door shown; left hand available

Rear entrance available

Oildraulic® Elevators for Low- and Mid-Rise Buildings

Capacity in pounds		(A) Clear Inside Width	(B) Clear Inside Depth	(C) Center-Opening Car Door Width	(D) Hoistway Width	(E) Hoistway Depth	(F) Single-Speed Car Door Width	(G) Platform Width	(H) Platform Depth
2100 (953 kg)	Plan 1	5'-8" (1727)	4'-3" (1295)	N/A <sup>1</sup>	7'-4" (2235)	5'-9" (1753)	3'-0" (914)	6'-0" (1829)	5'-1" (1550)
	Plan 2	5'-8" (1727)	4'-3 1/2" (1308)	N/A <sup>1</sup>	7'-4" (2235)	6'-8 3/4" (2051)	3'-0" (914)	6'-0" (1829)	5'-8 1/4" (1734)
2500 (1134 kg)	Plan 1	6'-8" (2032)	4'-3" (1295)	3'-6" (1067)	8'-4" (2540)	5'-9" (1753)	3'-6" (1067)	7'-0" (2134)	5'-1" (1550)
	Plan 2	6'-8" (2032)	4'-3 1/2" (1308)	3'-6" (1067)	8'-4" (2540)	6'-8 3/4" (2051)	3'-6" (1067)	7'-0" (2134)	5'-8 1/4" (1734)
3000 (1361 kg)	Plan 1	6'-8" (2032)	4'-9" (1448)	3'-6" (1067)	8'-4" (2540)	6'-3" (1905)	3'-6" (1067)	7'-0" (2134)	5'-7" (1702)
	Plan 2	6'-8" (2032)	4'-9 1/2" (1460)	3'-6" (1067)	8'-4" (2540)	7'-2 3/4" (2203)	3'-6" (1067)	7'-0" (2134)	6'-2 1/4" (1886)
3500 (1588 kg)	Plan 1	6'-8" (2032)	5'-5" (1651)	3'-6" (1067)	8'-4" (2540)	6'-11" (2108)	3'-6" (1067)	7'-0" (2134)	6'-3" (1905)
	Plan 2	6'-8" (2032)	5'-5 1/2" (1664)	3'-6" (1067)	8'-4" (2540)	7'-10 3/4" (2407)	3'-6" (1067)	7'-0" (2134)	6'-10 1/4" (2089)
4000 (1814 kg)	Plan 1	7'-8" (2337)	5'-5" (1651)	4'-0" (1219) <sup>2</sup>	9'-4" (2845)	6'-11" (2108)	3'-6" (1067) <sup>2</sup>	8'-0" (2438)	6'-3" (1905)
	Plan 2	7'-8" (2337)	5'-5 1/2" (1664)	4'-0" (1219) <sup>2</sup>	9'-4" (2845)	7'-10 3/4" (2407)	3'-6" (1067) <sup>2</sup>	8'-0" (2438)	6'-10 1/4" (2089)

Plan 1 - Front door opening. Plan 2 - Front and rear door opening.  
 Note: For multiple elevators, add 4" (102) for a divider beam between hoistways.  
 1 Center-Opening doors not available on this model, see "F" dimensions.  
 2 To meet the requirements of IBC Code for 84" (2134) stretchers, a 4'-0" (1219) Center-Opening or 3'-6" (1067) Side-Slide (Single-Speed) door is required. Contact Vertical Express for Code requirements in your jurisdiction.

- Pit: 5'-2" (1575) in Ontario.
  - Travel limitations vary depending on model.
  - If rule 2.14.1.7.1 of the ASME A17.1 safety code applies, and car top railing is required, then clear overhead requirements become 12'-5" up to 100 fpm (3786 up to 0.5 m/s) and 12'-8" over 100 fpm (3862 over 0.5 m/s).
  - Safety beam required per OSHA 1926.502, provided and installed by others, as directed by Vertical Express. Clear overhead is shown to the bottom of the safety beam.
- \* If safety beams (by others) are used, they must not encroach into required clear overhead dimensions.

Available Speeds

(fpm)	80	100	125	150	175	200
(m/s)	0.4	0.5	0.63	0.76	0.9	1

Speeds and travel limitations may vary depending upon specific job requirements.